


To provide you with excellent care, we ask that you complete your health history through our secure online portal. Once you've created a Medical Passport with your info, our software will allow you to update and use your health history for future appointments.

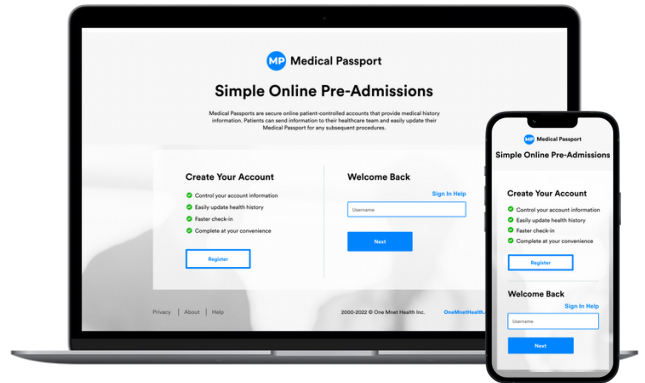
## How to Complete Your Medical Passport Online



### New Users:

Click 'Register' to create your first Medical Passport.

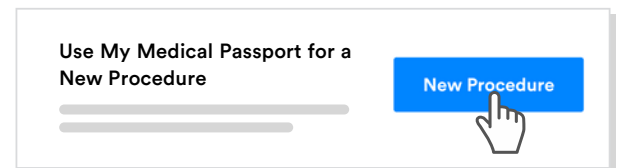
1. Enter your demographic information to create your account.
2. Answer the questions to complete your online health history.



### Returning Users:

If you've previously created a Medical Passport Account, you will need to log in to update your health history.

1. Enter your original username in the 'Welcome Back' area.
2. Once you've successfully logged back into your account, click on the button located on the top right of the page.



### Forgot Username and/or Password?

- Click '[Sign In Help](#)' if you don't remember the username you created upon initial registration.
- Click \*'[Forgot password?](#)' if you don't remember your password and we will guide you through an automated reset process.

*\*The '[Forgot password](#)' link will only show after you have entered an existing username.*

